



"Our mission is to create opportunities and encourage, educate, and mentor women's responsible participation in the recreational sport of fly fishing. We support the policies/goals of the Federation of Fly Fishers, are open to women, men, and children from beginner to experienced through programs sponsored by women from the Texas Women Fly Fishers."

## CONTENTS

TWFF Business Update	1
From the President	2
Welcome New Members	2
Trip Report: Texoma Striper Fishing	3
Next Outing: Trout Fishing at Beavers Bend, Oklahoma	6
Glen Rose Outing	10
Outings Update	15
Website Memo Board	16
The Talent Within	16
Mullet Mixer Cookbook	17
TWFF Calendars	17
Fly Fish Texas	18
Flywater Angling Adventures with Steve Hollensed	19
Winter Clinic, Al Crise	21
Pheasant Tail Nymph by Kyle Hand	22
TWFF Hats	24
Mugs and More	26
Upcoming Events	27
TWFF Officers	30
Publishing Information	30
Advertising Rates	30

## TWFF Business Update

Submitted by Sheila Anderson

### TREASURER'S REPORT:

Presented by Gretchen Neubauer. We've have \$10,275.14 in our treasury before making our donations to CFR (\$1,950.00) and the Guadalupe Bass Restoration Fund (\$500.00). This does not include any funds gained from the Texoma outing.

### FIRST VP REPORT:

Report given by Rozlynn Orr. CFR funds raised \$2,364.74 (\$1950.00 to go to CFR for 2009 with the remainder to be rolled over into the 2010 fund raising budget.) Club funds raised \$3,022.00 Total funds raised for the year: \$5,386.74. Great Job Roz!!

### MEMBERSHIP REPORT:

Report presented by Gretchen Neubauer for Kerri Stephenson. Currently we have 120 members, 9 have paid 2009 dues. Of the 111 remaining members 81 paid their 2008 dues, 30 have not paid 2008. 8 members remain unpaid since 2006 and have been placed on the inactive list. We have one new member who signed up at the Texoma outing – Carolyn Hill from Plano. Welcome Carolyn!

### NEW 2009 OFFICERS

President- Glenna Noret

First Vice President- Rozlynn Orr ( Speakers, Raffles and Banquets)

Second VP- Susan Dymond (Membership)

Secretary- Mary K Janco

Treasurer- Gretchen Neubauer

Trustee 1- Kelly Kazura (Two Year Term)

Trustee 2- Mary Kain (Two Year Term)

Trustee 3- Jan Bates (One Year Term- complete Glenna's one year term)

Past President- Mary Rohrer

Congratulations to our new officers! And thanks to our 2008 officers for your leadership, hard work, and dedication to the club!

### WEBSITE:

Mary Rohrer, Rozlynn Orr and Gretchen Neubauer to work with Sheila Setter to redesign site for 2009

### NEW BUSINESS:

Mullet Mixer Cookbook, *Mullet Mixer Magic*, second editions available through Susan Dymond for \$15.00 at [cookbook@twff.net](mailto:cookbook@twff.net).





## From the President

By Mary Rohrer

Dear Anglers,

The transition of new TWFF officers for 2009 is in full swing. Glenna Noret has jumped right in, taking the helm and setting the future direction of our club. She is a self starter, has a lot of energy, new ideas and a great team to help her over the next two years. Glenna mentioned to me that she is a good at delegating. If you haven't yet helped out with a TWFF outing or committee, Glenna may designate you! A fabulous schedule of outings is set up for 2009. In the newsletter, we have a list of the dates and locations. Don't hesitate to contact any of the outing coordinators, and offer to help out. Also, Janice Togonal and Leslie De Hay have volunteered to be the joint chairs of the Outing Committee. This committee works on scouting our outing locations for 2010. It is a fun committee to join, and Janice and Leslie need your help in identifying new fishing spots and improving our favorite outing locations. They would love to hear from you.

Over the Christmas holidays, Dan and I had a chance to escape to the Coast for a few days. The weather was perfect; temperatures in the high 70's, clear sky, and the water calm. Hearing the water, smelling the salt air, and seeing the gulls and shorebirds has always been an important part of my "grounding". I really enjoy the beach environment and learning about the natural rhythms of the area. We didn't fish, but, explored around North Padre Island, checked out the new Packery Channel, drove along Mustang Island, bummed around Port A, crossed on the ferry to Aransas Pass, then Rockport. Over a cup of great gumbo at Charlotte Plummer's I realized it had been a few years since we were in the Rockport area. We've had some great trips to the Coast, and we enjoyed reflecting about some of the past adventures kayaking the Lighthouse Lakes and Brown and Root flats. I'm looking forward to our TWFF Coast trip in October, and probably a couple of scouting trips between now and then to reacquaint myself with the sounds of the sea, and tempting those tailing reds!

I have enjoyed my tenure as President. Please welcome Glenna and her officers. Provide them your support as you provided it to me and my team. It has been an honor to serve you. I enjoyed meeting many of you and spending time on the water, at the tying vice, or just visiting. We have a great club and members with so much talent, ideas, and enthusiasm. The knowledge is easily shared, members helping women enjoy fly fishing and in the process, everyone learning something new. I am honored to have served the club and proud of what we accomplished.

Best wishes to all in 2009.  
Happy Fishing!

*Mary Rohrer*

Mary L. Rohrer  
Past President

## Upcoming TWFF Events

FEBRUARY 13-15

**Trout Fishing!**

**Broken Bow, Oklahoma**

**COMING IN 2009**

**Glen Rose, Texas**

**San Marcos, Texas**

**Junction, Llano River**

**Saltwater**

**Guadalupe River**

2010

**Taking suggestions!**

## Welcome New Members

**Carolyn Hill**  
Plano, TX

**Sheryl Irick**  
Marble Falls, TX

**Becky Lybrand**  
New Braunfels, TX

**Sonya Roumfort and Family**  
Houston, TX

**Janet Schonefeld**  
Farmersville, TX

## Membership Renewals for 2009

Don't forget to renew your 2009 TWFF membership at the Broken Bow Outing in February.

Membership fees are:

\$20 Individual and  
\$25 Family Membership.

We'll have membership renewal forms at the meeting. If you are not planning to attend, please print out the membership form on the website and mail in your 2009 dues.

Thanks!





Texas Women Fly Fisher gathered for a group shot before getting a shot at those famous stripers.

## Trip Report: Texoma Striper Fishing

DECEMBER 5-7, 2008

By Rozlynn Orr

Eisenhower State Park was the setting for the Texas Women Fly Fishers and the Red River Fly Fishers joint outing, December 5-7, 2008.

As the group rolled in from the great state of Texas, we met up in the recreation center at the park. Mary K. and Jack Janco had readied the rec center and it was fully decorated with lights and a Christmas tree (I don't know how they had time to do all of that!) Jack also ran a shuttle to the Grayson County Airport to pick up our fearless leader and pilot, Mary Rohrer. Our Mullet Mixer was a feast of winter hearty dishes and the appearance of new members, Karla Grimwood of Ft. Worth and Carolyn Hill of Plano. Both ladies fit in with our group like the missing pieces of a jigsaw puzzle. We are all glad they were able to join us! Red River Fly Fisher members, Janet and Dick Freeman were also on hand to help with the Mullet Mixer.

Paul Kisel, Superintendent of Eisenhower State Park, started our evening presentation with an overview of how TPWD contributes to the park system and the importance of our collective cooperation and 'paying forward' into the system to nurture new anglers and programs for our future. This is a lesson we should try and carry forward with us while being a steward of the great outdoors. Paul's son, Mitch, (record holder of the biggest gar caught by a youth on Lake Texoma), was a great example of a young angler in training and the next keeper of our treasured waters.



Our next special guest was Steve Hollensed, Red River Fly Fisher, Orvis endorsed guide and FFF Master Certified Casting Instructor. Steve's guide service is Flywater Angling, [www.flywaterangling.com](http://www.flywaterangling.com) or 903.546.6237. Steve's expertise is on Lake Texoma, the Red River and the Blue River. Steve's slide show emphasized his Top 10 List of Items That Will Make you a Better Warmwater Fly Fisher. (This list may be viewed in its entirety on our message board). His interactive style of questions and answers evoked participation by our members. And of course, it didn't hurt that Steve rewarded correct answers with prizes. We learned about the voracious appetites of stripers and how to fish and land these monster bass. Steve whetted our appetites with stories of the 'blitz' in July and the true nature of these fish when they herd the hatching shad into bait balls and then decimate them. Makes for some wild topwater fishing! Steve's wife, Lisa also was in attendance. She claims her 'best catch' has been Steve!



Steve Hollensed during his striper presentation.

Saturday morning, we met again at the rec center for some fly tying lessons by RRFFers, Dan Langford and Jeff Tomlinson. Dan has made a custom fitted fly tying suitcase that accommodates every tool imaginable. He should have those babies on the market! Jeff showed Janice Togal, Gilbert Caceres, Annette Blythe, Debbie Jenkins, Glenna Noret, Karla Grimwood, Debbie Williams and Rozlynn Orr how to tie the epoxy bunker bunny. Jeff shared a lot of his long time tying tips with the group. Debbie Williams surprised us with her first ever fly and it was beautiful. She named it the 'Chicken' and the picture of her fly will explain the name.



Debbie Williams first fly, an epoxy bunker bunny, dubbed "Chicken".

Mary Rohrer and Frances Estes rigged up rods and Steve Hollensed gave casting instructions for those not tying flies. RRFFer, Rex Walker was also on hand for casting help. Mary brought an 8 wt., Lefty Kreh, TFO rod that had been donated to the club by the FFF

at the Gulf Coast Conclave this past May. Stacy Lynn Trimble of Sportsman's Finest, ([www.sportsmansfinest.com](http://www.sportsmansfinest.com) or 512.263.1888, Bee Cave, TX), donated a Lamson Konic reel with line to match our new rod. We also accepted a rod donation from RRFFer, John Fulton. This rod is a 6-7 wt. and came from the first FFF Conclave in 1984. We will use this rod for training and as a loaner to new members that do not have equipment. We appreciate the generosity of Stacy and John!

Karla Grimwood and Gretchen Neubauer were somewhat tired Saturday morning as they had an intrusive, inebriated man knocking on their door during the evening. I think Gretchen brought her 'drunk magnet' with her. (I say that because they were plagued with another midnight knocker Saturday night after being moved to a new room in the hotel).

At noon, we had a hamburger/hotdog lunch benefiting CFR. Mary K. Janco made sure we had enough food for 3 or 4 fly fishing clubs. Steve Hollensed and Dick Freeman got together and planned our fishing strategy. Success at the dam depends on the generation schedule, which brings the stripers up the



Dan Langford's custom fly tying case.



Jeff Tomlinson filling in epoxy fly.





Glenna Noret and Kelley Kazura moonlighting as wader models.



Debbie Price in hip waders and ready to fish.

river to feast on the shad coming through the dam. The last generation had been on Thursday and we were hoping to find holdover stripers in some of the pools. We decided to stay together as a group to fish and we started fishing below the dam on the Oklahoma side. (As a special treat, Kelley Kazura modeled her new waders and she let Debbie Price borrow her hip waders. Glenna modeled her waders too. This was a real treat! see pictures). We methodically spaced out and searched most of the water but came up short. We then moved to the lake and fished a point and cove known for holding striper, and large and small mouth bass. Dick had us huddle in a circle with hands outreached and touching while we repeated after him a little known Indian fishing chant. Unfortunately, the chant did not work but Annette Blythe did hook a fish that tore out

and broke her line. Later Sunday, Annette and Mary Kain went in search of the fish again but came up short. Gretchen Neubauer, Jan Bates, Janis Togonal, Gilbert Caceres, Frances Estes and Rozlynn Orr also gathered for breakfast and some more fishing but did not meet with fortune. Glenna Noret was busy gathering rocks, er, fossils, for Mike. (I was wondering if this was going to be Mike's Christmas present). Gretchen and Debbie Jenkins came up with a great hood ornament that we left for Steve. It was a dehydrated catfish carcass. It looked pretty nice on Steve's Jeep.

At dinner, we finally stumbled upon fish at Windy's Catfish. Mary Rohrer conducted our business meeting and we held our 2009 elections with the following outcome: Glenna Noret, President - Susan Dymond, Second Vice President of Membership - Mary K. Janco, Secretary - Kelley Kazura and Mary Kain, Trustees (two year term) - Jan Bates, Trustee (one year term). Congratulations ladies and thank you for supporting our club and continuing our mission! We could not have made it to this point without the guidance and leadership of Mary Rohrer. Thank you so much Mary, for your time, patience and love!



Nice hood ornament, Steve!



Our Texoma survey crew ready to roll.

We were our typical fun loving, boisterous selves at dinner. New friendships were formed and cement was added to existing friendships. This outing had the added benefit of us using the recreation center as our headquarters as it kept us all together and in a group setting. Everyone seemed to appreciate the central location and time spent together as a group. Again, this outing made me proud to be a part of TWFF and have such a varied group of friends with the common interest of fly fishing! A huge thanks to Mary K. and Jack Janco for their role in bringing the Red River Fly Fishers and us together!

See our webpages, [www.twff.net](http://www.twff.net), Photo Gallery, for more outing pictures.



## NEXT OUTING: TROUT FISHING ON THE LOWER MOUNTAIN FORK RIVER

**Beavers Bend • Broken Bow, Oklahoma**  
**February 13 - 15, 2009**

Outing coordinator(s): Glenna Noret and Sheila Anderson

TWFF will travel to southeast Oklahoma over February 13 – 15, 2009 to fish for brown and rainbow trout in the stocked waters of the Lower Mountain Fork River at Beavers Bend Oklahoma State Park and Resort, near Broken Bow, OK. Broken Bow is approximately 200 miles north-east of Dallas.

### Headquarters

TWFF Outing Headquarters will be at Three Rivers Fly Shop's Centennial Lodge. <http://www.threeriversflyshop.com/Centennial.htm> Click the link for directions.

### Whip-Poor-Will Resort

Additional lodging is available at Whip-poor-will Resort. This has been our headquarters in the past and the owners are always happy to see us. Whip-Poor-Will Resort has 18 rental cabins. Make certain you tell Cathy you are reserving for the TWFF. **Make your reservations soon because the cabins will book up quickly.** (Whip-poor-will cabin reservations can be cancelled without penalty up until 7 days before your reservation date.) All cabins have fully equipped kitchenettes, charcoal grills, country decor, and cable TV. Reservations can be made by phone (580-494-6476) using Master Card/Visa, American Express, or Discover cards.

**Please make your reservations directly with Whip-poor-will or the resort/campground of your choice. Send an email to BrokenBowCoordinator@twff.net when your reservations are confirmed, we need a head count of persons attending.**

### Additional Lodging

Numerous other cabins and tent/RV campgrounds are located in the vicinity. For a listing of these and additional information about the area including other activities, see the Beavers Bend Oklahoma State Park and Resort web site. There are many hotels, motels, cabins and other places to stay in the area. See the attached link from the Broken Bow Chamber of Commerce. [http://www.brokenbowchamber.com/cabins\\_cottages\\_rentals.html](http://www.brokenbowchamber.com/cabins_cottages_rentals.html)

### RV/Tent Camping

RV/Tent Camping is available at Beavers Bend State Park – (the park will fill up quickly and there are no guarantees that sites will be available for a Friday arrival during a busy time of year.) as well as the nearby Lake Pines (\$17/ night for full hook ups). Lake Pines is approx. 5 miles from Whip-poor-will, and is located approx. 1-2 miles outside of the park just past the turn on the park road. Tel. 580-494-6464 (no website).

## What to Bring

**Rod size:** Spillway Creek 5-6 weight.

You can also use 3-4 weight fly rod for a bit more action with smaller fish.

**Flies:** Olive wooly bugger, with/without bead head size 8-10. White, and Black/olive are also good.

**Streamers:** white or silver & white minnow style and white Zonker #6 long

**Nymphs:** Prince nymph #16; Pheasant tail, with/without bead #14-16. Flash back OK too. Gold rib hares ear #14-16. Brassie and Copper John #14-16. Red fox squirrel tail size #14-16.

**Midge:** red, pearl, #20-22. Soft hackle in orange & olive are good colors.

**Dry fly:** Parachute Adams 14-16; Caddis in tan or gray #12-14. Blue wing olive #18.

**San Juan worm:** tan #12-14.

There are 2 fly shops in this area. One is The Beaver Bend Fly Shop located in the park and the other is the Three Rivers Fly Shop, 3rivers@pine-net.com, phone 580.494.6115, located near the Whip-Poor-Will cabins. You can obtain your license there or you can get it online at their web site prior to arrival. Sid at The Fly Shop is very helpful and is well stocked with flies.

We may book a speaker for the Mullet Mixer to help us understand the best places and types of fishing for the area.



## Beavers Bend State Park

The park has several beautiful locations for wade fishing with convenient parking nearby. The park also has a park store and a restaurant with a really good breakfast for your convenience. There is also a great museum there telling some of the history of this area.

## Fishing License

Go to <http://www.wildlifedepartment.com> for a lot of information.

Non Resident License Fee as follows:

Annual \$37.00

5-days \$18.50

Trout \$10.00

Legacy \$ 5.00

Texas residents 64 or older pay only the \$5.00 Legacy fee.

Online fishing license can be obtained at:

[wildlifedepartment.com](http://wildlifedepartment.com) - an additional \$3.00 fee will be charged.

## Guides and Shops

Rob Woodruff Guide Service  
(903) 967-2665

Guide Jesse King  
(580) 241-5644

Three Rivers Fly Shop  
(580) 494-6115  
(across from the entrance of Beaver's Bend State Park)

Beavers Bend Fly Shop  
(580) 494-6071

**Please RSVP if you are planning on attending.**

**Email:** BrokenBowCoordinator@twff.net

**Continued on next page...**

## OUTING SCHEDULE

### Friday Night

Plan on attending the Mullet Mixer at Three Rivers Fly Shop's Centennial Lodge Friday night at 7:00.

### Saturday

We will probably head out fishing early Saturday morning around 8:00 with a stop by the local fly shops and the State Park to purchase fishing licenses (if you do not already have them) and get maps. The area is best for wading. Kayaks can be used in some locations but not necessary for the best fishing. Plan on going out to eat on Saturday night at 7:00 at a restaurant near by.

### Sunday

Then, more fishing on Sunday with meals on your own that night.

---

### *Fish from trips past...*



### Remember Waders and Long Johns.

The water is cold year round but the air may be cold also. This is one of the best times of the year for trout fishing in this area. So be prepared to reel in lots of fish but also to be patient and courteous as the streams will most likely be filled with other fishers.

The Lower Mountain Fork flows south out of Broken Bow Reservoir. This tailwater is the most noted year-round trout fishery in the state. Brown and rainbow trout are stocked regularly and may be found throughout the stream and its tributaries. The designated trout area includes a 12-mile reach of the Lower Mountain Fork River extending from Broken Bow Dam downstream to U.S. Highway 70 bridge. About 5 miles of this designated trout stream lies within Beavers Bend State Park, which offers excellent fishing access.

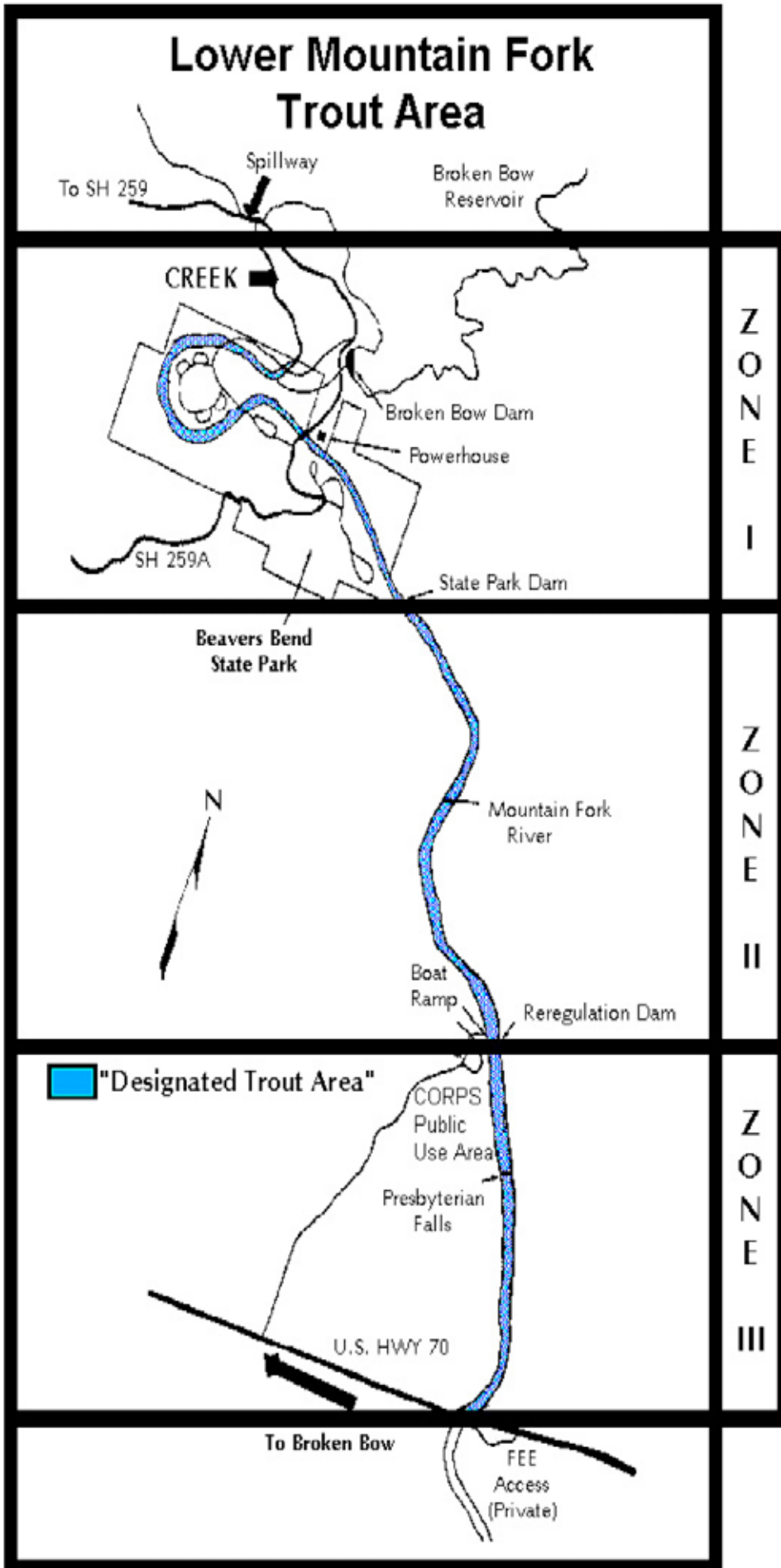
Spillway Creek is a tributary of the Lower Mountain Fork River that is a part of the designated trout area. When you hike along Spillway Creek you feel as if you are in a Rocky Mountain stream. This 1 ½ mile stretch is the first section of the 12 mile designated trout stream and is one of the most popular fishing areas on the Lower Mountain Fork River. Several of our members have enjoyed successful trout fishing in this area. Several fish habitat structures have been installed throughout this section of stream to improve fishing quality and angler success. Trout are stocked near these structures, providing excellent places for angler to begin their trout fishing adventures. Habitat structures include boulder clusters, rock weirs and veins and medium stage check dams. These improvement areas are being stocked with trout on a regular basis to make your fishing better. A state record 9 pound 12.8 ounce brown trout was caught January 13, 2003 from Zone II of the Lower Mountain Fork River.

Below Beavers Bend State Park there are public access points at the Regulation Dam and Presbyterian Falls as well as a fee access site located near the Highway 70 bridge. You will need a map and good instructions to get to Presbyterian Falls. Both of these places are more difficult to fish than Spillway Creek. If you have felt sole wading shoes with cleats, they will be very helpful as these rocks are extremely slick. Some guides will not even take you here without them. You must at least have felt soles. Be sure to bring your wading staff and keep it handy. Rob will give you more instruction concerning safety in these areas.

**Lower Mountain Fork River Map next page...**

### *Pictures from Broken Bow trips in previous years.*





## Lower Mountain Fork River Special Regulations

### Brown Trout Regulations

(Entire Stream): 1. Daily limit: one (1); Size limit: 20-inch minimum.

#### Zone I

(Broken Bow spillway downstream to State Park dam): 1. Rainbow trout - Daily limit six(6); Size limit none. 2. Use of bait and barbed hooks is permitted in Zone I.

#### Zone II

(State Park dam downstream to reregulation dam): 1. Use of bait or barbed hooks is prohibited in

#### Zone II

Fishing is restricted to barbless hooks, artificial flies and lures only. 2. Possession of any trout less than 20 inches in size is prohibited.

#### Zone III

(Reregulation dam downstream to Hwy 70 bridge): 1. Use of bait and barbed hooks is permitted in Zone III. 2. Possession of any trout less than 20-inches in size is prohibited.

#### From the State Park Dam downstream to the Hwy 70 bridge

(includes both Zones II and III): 1. Rainbow trout: Daily creel limit - one (1); Size limit - 20-inches or longer. 2. Possession of any trout less than 20-inches in size is prohibited.

For more details on the regulations check out General Trout Regulations.



## Glen Rose, Texas

The Dinosaur Capital of Texas with a Few Good Fishin' Holes

April 24 – 26, 2009

Home of the mighty dinosaur, (extinct we hope), and home of the convergence of the Brazos River, Paluxy River, and Squaw Creek, making Glen Rose an ideal outing location for the Texas Women Fly Fishers. Mark the date on your calendars and plan on joining us in this central Texas outdoors mecca.

Main lodging for the outing will be at the very unique,  
**Country Woods Inn**, [www.countrywoodsinn.com](http://www.countrywoodsinn.com), 817.279.3002.

Country Woods Inn is an award winning inn with 12 secluded cabins, restored century old guesthouses, a wonderful main lodge and a renovated Santa Fe Railroad car all situated on 40 acres, on the Paluxy River. From the wooded hillside with a scenic walking trail to the breath taking Chapel in the Woods, to eating breakfast with the animals in the Breakfast Barn, Country Woods Inn will warm your heart. There are campfire circles, bird watching baskets, an old-fashioned swimming hole, fishing hole and kayak launch area.



Courtesy Country Woods Inn

Country Woods Inn online weekend prices are \$175/night per unit, which will sleep 4. Be sure to mention you are booking with TWFF for a discount from the online price, making the units \$165. with tax, per night. This works out to 2 people for \$82.50 per person, per night; 3 people for \$62. per person, per night or 4 people for \$41.25 per person, per night. We may have more guests per unit/house. Extra cots and sleeping bags are permissible with no additional fees. These prices include 13% tax and breakfast both Saturday and Sunday morning. The whole house or Cabin in the Woods is being offered to us for

The Main House has already been reserved. Please try and buddy up with other members and make your reservations a.s.a.p. to stay at the hub of the action at Country Woods Inn.



\$200/night plus tax or \$226/night. This rate includes breakfast. (It typically rents for \$250 plus tax). We can have additional people in the house for the same rate. This would be a great bunkhouse for ladies wanting to share and use sleeping bags, etc.

You will probably notice from their website that some of the room layouts are somewhat 'quirky'. In some, you have to walk through one bedroom to get to another bedroom. Keeping with hotel layouts, a couple of the units have 2 beds in one room. For us to be together at the location, you may need to **buddy up** and ask someone to share a unit with you. Make plans early and contact each other for rooming arrangements before you make your reservations so we can be together as a group! There are many other B&B's, cabins and hotels in Glen Rose that are listed at the end of this article.

### Reservations

Call Helen at 817.279.3002 to reserve your room and be sure to mention TWFF for your discount. She will hold the rooms until February 16, 2009, which is the Monday after our Broken Bow outing. We can easily fill this facility if we do some rooming together.

### Mullet Mixer Friday

True to our form, we will have our customary **Mullet Mixer Friday at 7 p.m.** at the Barn. Be sure to bring a dish to share for our Friday evening meal and bring your beverage of choice.

Bring a fly or \$1.00 to get a ticket to play **'Fly Giveaway'** at the Mullet Mixer. You can give as many flies or dollars to buy as many tickets as you would like. There will be a subsequent drawing and the winner gets the 'fly and money pot'!

**Al Crise**, FFF Master Casting Instructor, FFF-SOC Man of the Year, FFF-SOC VP Education, owner of **Hawk Ridge Fly Fishing School** and resident of Glen Rose will join us with several great programs. **Friday, at 5 p.m.** before the Mullet Mixer, Al will hold an advanced **'Casting and Line Control'** class. After the Mullet Mixer, at 8 p.m. he will present **'Flies for Texas and How to Fish Them'**. At 8:30 p.m. we will have **'Pick ol' Al's Brain' – an open Q&A** on Fly Fishing. Be sure to bring about 2 or 3 questions for Al. We should learn a lot through this open dialogue!

### Saturday

Saturday morning at 9 a.m., Al will instruct, **'Fighting, Landing, and Releasing your Fish'**. At 10:30, he'll present 'Basic Fly Casting - Building a Loop'. You may either attend these classes or hit the banks and fish.

**Breakfast** will be served both mornings at the **Barn** and **Saturday lunch is B.Y.O.B.B. or 'bring your own brown bag'** to the Barn and dine with the group around 12:30 p.m. There are refrigerators in the units and a large refrigerator in the Main House.

**Remember to R.S.V.P. to Rozlynn Orr at [fundraising@twff.net](mailto:fundraising@twff.net) so we can plan your steak or chicken meal and other outing activities & goodies!**

**Check [www.twff.net](http://www.twff.net), Message Board for updated outing information or to ask questions regarding this outing! If you are new to logging in or need assistance, please contact Mary Kain at [pwinfo@twff.net](mailto:pwinfo@twff.net).**



**Dinner Saturday Night**

Dinner Saturday night will be the culinary delight of good old-fashioned, **steaks on the grill**. We'll get together and start grilling around 6:30 p.m. We will be serving a full steak or chicken dinner, **cost \$12.** each, and we'll grill and eat together on the large patio outside of the Main House. **You will need to furnish your own beverage.** Please **let us know your dining choice** when you RSVP for the outing. Expect fun and games and singing around the campfire!

**Dinner Saturday Night**

Saturday evening we will be having a small auction of flies tied by **noted and accomplished Tyers**. We've got flies for all types of waters and from some of the best tyers in Texas as well as across the U.S. This auction will benefit TWFF.



Courtesy of  
Dinosaur Valley State Park

## Al Crise's Program

**FRIDAY**

- 5:00 pm Adv. Casting and Line Control
- [7:00 pm TWFF Mullet Mixer]
- 8:00 pm Flies for Texas and How to Fish Them
- 8:30 pm 'Pick ol' Al's Brain' - Open Q&A on Fly Fishing  
(bring 2 or 3 questions for Al to answer)

**SATURDAY**

- 9:00 am Fighting, Landing, Releasing your Fish
- 10:30 am Basic Fly Casting – Building a Loop



## Other Area Accommodations

For those wanting to fish bigger water, **Camp 'N' Fish on the Brazos River**, is available for day use kayaking and fishing for a \$5.00 entrance fee. The site has big, shady pecan bottoms with easy access for the river. (Travel directions are provided below.)

### RV and Camping:

Dinosaur Valley State Park – [www.tpwd.state.tx.us/park/dinosaur/](http://www.tpwd.state.tx.us/park/dinosaur/) or 254.897.4588 - \$5.00 entrance fee and 46 campsites with electric and water hook-ups for \$25/night.

Make plans to attend this outing and share time with your fishing club buddies!  
Be adventurous in Glen Rose!

### Additional Lodging Options:

- Inn on the River – 800.575.2101 \$139-219/night  
<http://www.innontheriver.com> - walking distance to County Woods Inn
  - Wild Rose Inn - 254.897.4112 - downtown Glen Rose  
and close to Country Woods Inn  
Email: [www.info@wildroseglenrose.com](mailto:www.info@wildroseglenrose.com)
  - Bussey's Something Special – 254.897.4843  
downtown Glen Rose and close to Country Woods Inn
  - J's Country Cabins – 877.898.9533 \$75-95/night  
<http://www.cjscountrycabins.com>
  - Trickle Creek Cabins –254.396.0000 \$135/night  
<http://www.tricklecreekcabins.com>
  - Paluxy River Bed Cabins – 800.0235.2004 \$164/night  
<http://www.paluxyriverbedcabins.com>
- America's Best Deluxe Inn – 888.315.2378 \$81/night  
Best Western Dinosaur Valley Inn – 254.897.4818 \$137/night  
Comfort Inn – 254.898.8900 \$119/night  
Holiday Inn Express – 254.898.9900 \$125/night  
La Quinta Inn – 254.898.0680 \$119/night



## Glen Rose Directions

### From Dallas:

I-35 South - toward Waco.

From I-35 take Hwy 67 South to Cleburne/Glen Rose.

From D/FW Airport - Arlington or Fort Worth:

Hwy 360 South to I-20. I-20 West toward Fort Worth.

Hwy 377 South to Granbury.

From Hwy 377 to Granbury, take Hwy 144 to Glen Rose.

Stay on Hwy 144 to Hwy 67.

At Hwy 67, turn right.

### From Austin:

I-35 North toward Waco.

Exit Hwy 6 West toward Meridian.

Turn right on Hwy 22.

From Hwy 22, take Hwy 144 to Glen Rose.

### From Houston:

I-45 North to Hwy 290 toward Austin.

At Hempstead, exit onto Hwy 6 and continue through Bryan/College Station to Waco.

Continue on Hwy 6 West toward Meridian.

Turn right on Hwy 22.

From Hwy 22, take Hwy 144 to Glen Rose.

### Inside the Glen Rose City Limits

After arriving inside the Glen Rose City limits, proceed to the downtown square.

At the red light, take 144 South 1/4 mile and look for the Citgo gas station in the fork of the road.

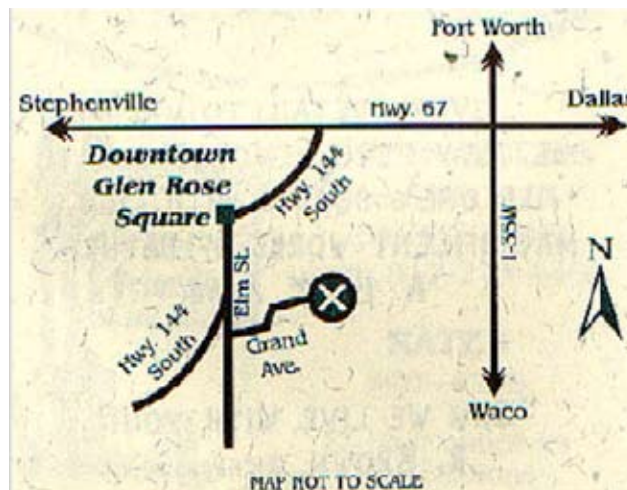
Stay left, then turn left on Grand Ave., turn left at HERITAGE ESTATES, continue on Grand to end.

Continue through the cattle guard and you will see the farm house and cabins at the end of the lane.

For the Chapel, Railcar, and Cabin in the Woods, Turn Right immediately.

### Camp 'N' Fish Directions –

- From Hwy 67 - turn north on FM 200, then right on County Rd 304.
- From Hwy 144 - turn north on FM 200, then left onto County Rd 304.
- Once onto CR 304, you will go through three cattle guards. You will see a white, two-story building. Turn on the gravel road just past the building. Stop and register at the walk-up registration window. If no one is in the office, use the night registration.



Courtesy Country Woods Inn

*Look for future outing announcements!  
Your hosts for this outing are Mary K. Janco, Jan Bates,  
Carolyn Hill, Frances Estes and Rozlynn Orr.*



<b>2008-2009 TWFF Coordinated Outings</b>		
<b>Month</b>	<b>2008 TWFF Coordinated outings</b>	<b>Volunteers</b>
February 13-15	Trout Fishing, Broken Bow, Oklahoma	Glenna Noret, Sheila Anderson
April 24-26	Glen Rose	Roz Orr, Mary K. Janco, Carolyn Hill, Jan Bates
June 12-14	San Marcos	Linda Love, Janice Togonal
August 28-30	Junction, Llano River	Glenna Noret, Kelley Kazura, Debbie Kistler
October 23-25	Saltwater	Mary Rohrer
December TBD	Guadalupe River	Gretchen Neubauer

## Shout Out from the 2010 Outings Committee!

Hey anglers, is there a place you are just itching to say "Fish On!"? Some where you'd like to return to or some place you have never been but always wanted to fish? Now is your chance to make that happen. The 2010 Outings Committee is taking your fantasies to see if we can make them come true. Please submit suggestions for outings in 2010 on TWFF's online Forum or to any of our enthusiastic committee members (Leslie DeHay, Gretchen Neubauer, Jan Bates and me) so we can explore options. As you think about places to go, please include - if known - whether these will be wade fishing only, kayak or pontoon fishing only and whether there is a local guide service we can throw a line to. We will keep traveling distances in mind as well as water levels as we hope for more rain in 2009 and plan for exciting fishing outings in 2010. Personally, I can "not catch" fish anywhere but look forward to new possibilities!

Janice Togonal  
 outings@twff.net  
 2010 Outings Coordinator





## Website Message Board

Submitted by Rozlynn Orr

Ladies, we are getting our message board up and running. Not only are we keeping it posted with our TWFF Outing information, we have currently added new forums/topics including Classified, Fly Tying, Kayaking, Events of Interest and Let's Go Fishing. Here is your chance to talk to other members, sell fishing equipment, share fly tying tips, compare kayaks and places to kayak and make a date with other members to GO FISHING. Also keep an eye on the Events of Interest category for upcoming fly fishing events. **And most importantly, the topic of TWFF Outings is where you can get up to date news on our outings or ask specific questions regarding the outing. This is a great place to post a message that you're looking for a roommate or someone to share driving expenses with to an outing. It is an easy way to connect with all club members!**


There is also a new topic, Future Outing Suggestions for notifying the Outing Committee of possible locations for upcoming outings. If you have a favorite place or find a new place that looks inviting, let the committee know.

Remember, this is a message board for US and what makes it work is posting and keeping it updated. Please be active and add information, especially to the Events of Interest to keep us all updated. We all read different publications that have items of interest that would be good to share.

Message board moderator is Mary Kain.

If you need assistance or have questions, please email Mary at [pwinfo@twff.net](mailto:pwinfo@twff.net).

Like anything new, this will take a bit to get the hang of, (email Mary Kain for assistance), then it's log on and post tidbits, pictures and visit with members! **Brag about that latest catch – everyone enjoys a fish story!**



## The Talent Within Auction

Submitted by Rozlynn Orr

The Talent Within Auction is *less than a month* away. You still have time to make a donation to this great event.

We will have the auction at our Beavers Bend outing in Broken Bow, OK on Saturday, February 14th. This is the perfect auction to pick up something for your Valentine! We have great handwork, art, jewelry, baked goodies and other fine items, such as vacation destinations!

***This is a day of LOVE and you are going to LOVE this Auction!***

Do your Valentines shopping at the auction and be a hit with your Sweetie!

Or treat yourself for Valentines!


You will not be disappointed by our selection of items donated by our members.

If you'd like to donate something you have made with a fish related theme, please contact Rozlynn Orr at [fundraising@twff.net](mailto:fundraising@twff.net).

Proceeds from this auction will benefit Casting for Recovery, [www.castingforrecovery.com](http://www.castingforrecovery.com).



## Mullet Mixer Magic Recipe Collection



Twas the season to be jolly and now we're on our way into a New Year to find ourselves making those heartfelt recipes so enjoyed by family and friends. And what better way to do that and to bring in the New Year than with the second edition of the 2008 Mullet Mixer Magic recipe book. Susan Dymond did an excellent job with the first run of the cookbook and we have sold out. This is the second edition run and it includes some additional recipes. This cookbook is chocked full of all those yummy Mullet Mixer recipes plus a few new ones that will be making their debut at future mixers!

Reserve your copy now by emailing:

Susan Dymond at [cookbook@twff.net](mailto:cookbook@twff.net). The cookbooks have the terrific art of Jeff Kennedy and are available for \$15.00 plus shipping. Proceeds from the sale benefit Casting for Recovery. Order yours today!

This is a well-received gift for ushering in the New Years, for that special birthday or office co-workers gift or any occasion!

## 2009 TWFF Calendars

Don't let the New Year slip away without recording it on the TWFF calendar by Gretchen Neubauer. The calendar features our members and some of our favorite TWFF outings during 2008.

Here is a chance to support CFR and keep your friends in your thoughts throughout the year. It'll also make you want to drop everything and wet a line!

Calendars are \$15.00 and \$3.00 postage with proceeds benefiting Casting For Recovery. Contact Rozlynn at [fundraising@twff.net](mailto:fundraising@twff.net) to order your calendar.



## Fly Fish Texas

March 7, 2009

Texas Freshwater Fisheries Center - Athens, Texas

March 7, 2009 - 9 a.m. to 4 p.m.

*At this all-day event, anglers from novice to expert will gather at Texas Freshwater Fisheries Center to celebrate the sport of fly-fishing. Learn the basics of fly-tying and casting, then fish for rainbow trout at the on-site ponds and streams. Attend seminars and demonstrations led by fly-fishing professionals. Visit with vendors of fly-fishing services and equipment.*



*Fly-fishing clubs from across Texas will be on hand to help anyone who wants to learn or improve existing skills. Equipment will be provided for casting classes, but participants are welcome to bring their own gear.*

*Check Texas Parks and Wildlife Dept. website in early 2009 for a detailed class schedule. All activities are free with regular admission to TFFC.*

**Courtesy TPWD**

Texas Women Fly Fishers will be present and selling flies, Chums eyeglass retainers and Mullet Mixer Magic cookbooks for the benefit of Casting for Recovery, [www.castingforrecovery.com](http://www.castingforrecovery.com). We will also be having a membership drive and signing up new TWFFers on the spot.

This is a high exposure event and we need many volunteers at our tables to represent TWFF. We also will be assisting Al Crise with the casting lessons and will need volunteers for working with him.

This is a great place to meet some of the local fishing personalities, go to select workshops and donate some time to TWFF. A good portion of the funds we raise for CFR come from this event. It is busy and we need your assistance!

To volunteer, please contact:

Sheila Anderson at [sanderson2000@austin.rr.com](mailto:sanderson2000@austin.rr.com)

Rozlynn Orr at [fundraising@twff.net](mailto:fundraising@twff.net)



# FLYWATER ANGLING ADVENTURES

## Steve Hollensed

Orvis Endorsed Fly Fishing Guide

Federation of Fly Fishers Master Certified Casting Instructor

flywaterangling.com 903.546.6237

### BEGINNER SCHOOL

I am please to announce my "Learning to Fly Cast" class on April 25, 2009.

(Alternate, bad weather day will be May 2, 2009)

This class is designed for people who have never picked up a fly rod or for those who have done very little fly fishing and would like to really learn the right way. The class starts new anglers off right - without the frustration often associated with learning how to fly cast. At the end of the day, the new fly fisher will be well grounded in the basics of the fly cast.

The class will be fun, hands-on, and relaxed.

Class size is limited to 5 students and is conducted near Sherman TX (about an hour north of Dallas). Times are from 9am to 4pm. Equipment provided if needed. Lunch Included. Cost is \$100 per person.

The first five students who register by contacting me, will be placed in the school. This will be secured by full payment within seven days of registration.

Fly fishing is a fun sport that anyone can enjoy for a lifetime... and learning how to cast is the essential ingredient for full enjoyment of the sport.

### WARMWATER FLYCASTING SCHOOL

I am pleased to announce that another session of my WARMWATER FLYCASTING SCHOOL, will be held Friday, April 3 (evening only) and Saturday, April 4, 2009. (In the event of bad weather, April 10 and April 11 will be the alternate dates)

With a major emphasis on improving casting distance, sharpening up casting accuracy, and with correcting problems that occur when targeting striped bass, largemouth bass, or redfish, this class is a must for fly anglers that frequent warmwater or saltwater environments.

The school will consist of seminars on Friday evening in Sherman, TX from 6:00pm to 9:00 pm. Saturday will consist of casting instruction and guided practice on my private casting field near Tom Bean TX (about 10 miles southeast of Sherman) from 9:00am to 4:00pm.

Topics covered Friday evening will be:

- Essentials and Principles of Good Casting
- Casting Styles and Self-Optimization
- Matching Fly Lines to Angling Objectives
- Strategies in Improving Your Cast
- Question and Answer Session

*Continued...*



Saturday morning will be geared toward 1) analysis of your current cast and 2) improving your foundational casting ability to provide the framework for improvement. Saturday afternoon is designed to help you develop special casts and advanced techniques as they apply to warmwater fishing.

All of Saturday will be devoted to improving YOUR cast as you will receive plenty of personal attention and practice time to allow you to retain these skills when you get on the water. My goal is to see your cast improve so you can enjoy our great sport even more.

Class size is limited to just 5 students. Cost is \$150 per student and includes a BBQ meal on Friday evening and lunch on Saturday.

As an optional bonus, I am offering half day instructional guide trips on Lake Texoma, which will serve as “on the water” extensions of the class. Rates are \$225 for 1 or 2 students (discounted from the normal rate of \$275 for 2 anglers). This rate is only offered to students who have completed the class and must be taken within 30 days of the school. The half day trips may be morning or afternoon blocks, as preferred.

Notice the value in this offer. If two students in the class book the optional half day guide trip for two, and split the cost of the guide trip, then the total cost for an evening and a day of casting instruction, plus an instructional guide trip is only \$262.50 per person!

The first five students who register by contacting me, will be placed in the school. This will be secured by full payment within seven days of registration. The first students to register will have first pick of dates for the optional instructional guide trips.

Warmwater fly fishing is fun, exciting, and a rewarding brand of fly fishing, but it does have its challenges. Don't let your casting hold you back. Learn to cast better and enjoy fly fishing in places and conditions you never thought possible before.

Feel free to contact me if you have any questions.



## Winter Clinic

### The Next Fly Casting Clinic at Hawk Ridge Flycasting School

February 28, 2009 Saturday General Clinic from just starting to advanced casting. 20 student limit.

March 1, 2009 Sunday Special for CCI Candidates Work Shop, NOT CCI Testing.

The Clinics are held at 'Hawk Ridge Flycasting School' near Glen Rose, TX. 50 miles southwest of Ft. Worth TX (OI Al's place) Here is the 'plan of the day' for clinics. We will make some small changes as needed.

The Casting Classes are taught by Hawk Ridge Flycasting School's FFF CCIs and Master Casting Instructor, Allen Crise.

This time I hope to have some special casting with the Spey Rods.

Plan of the day

#### Saturday

- 7:00 AM Coffee and sweets.  
Introductions of Instructors and Students.  
Why and how this Clinic is set up.  
What you should get out of this training.
- 7:30 Evaluations of the students.  
(This keeps like abilities in groups of like levels)
- 8:00 Bill's essentials./Bruce Richard's 6 steps
- 9:00 Casting.
- 10:00 Terms of the fly Caster [new changes.]
- 11:00 Casting. (with your group)
- 12:00 Lunch Chicken BBQ
- 1:00 Different flies and how they are fished.
- 2:00 Spey casting demo.
- 3:00 Casting. (with your group)
- 4:00 Loops & control slack line casting / Casting in the wind
- 5:00 Distance & Saltwater Casting
- 6:30 Dutch treat at Loco Coyote restaurant. Caravan over there.



Al Crise, Master Casting Instructor

The charge for this clinic is \$100.00 for students 16 and over, Free if under.

8+ hours of Casting and Class. Equipment if needed supplied. Hat and Eye protection required on the casting venue.

#### Sunday

- 7:00 AM Coffee and sweets
- 7:30 What is a CCI
- 8:30 Teaching Casting
- 9:30 FFF ethics
- 10:30 Casting Vaults
- 12:00 Lunch Burgers
- 1:00 Casting Tasks required for the Test
- 3:00 Tips on teaching.
- 4:00 Open casting if you have any questions now is the time

If you are a Certified Casting Instructors (CCI) You can give a one-hour classroom talk on some part of casting on Saturday or Sunday. Outline required before the clinic, so I can set up a schedule. You are required to be on-hand to help with the casting class. No charge for if you do class.

The idea is to help the CCIs to become better instructors by learning from other instructors. The 'CCI Candidates' will have Sunday for Teaching tips. We will cover much that is on the CCI test. The charge for this is \$75.00

This Class/clinic is fast becoming known for Pre test workshop that will help you understand the mechanics and requirements of the FFF Certified Casting Instructor.

Glen Rose has many Motels, State Park near by If you are on a "Casting Junky budget" Tent Camp on the Ranch for free.

Contact Allen Crise MCI [flysoup@itexas.net](mailto:flysoup@itexas.net), Ranch 254-897-2045 or Cell 254-396-1574



## A fly to tie for Mountain Fork

Submitted by Kyle Hand; kyle@handsfly.com

Hello Ladies and Gents –

Hope all of you have a happy and healthy holiday season.

It has been awhile since I have talked with any of you. It has been a really crazy year and I apologize for missing a couple of newsletters, but I will try to get you guys some good information for your upcoming outing to Mountain Fork.

This is going to be relatively small fly fishing. I would recommend fishing with indicators of some type to assist you in detecting strikes. If you remember, in an earlier column, I recommended altering your small hooks to help in your hook-up rates. To do this, simply offset the hook point from the hook shank just a few degrees. This will expose the hook to the fish and should keep from missing too many fish.

Be safe and have lots of fun.

Here is a pattern you can tie to take with you.

### **Pheasant Tail Nymph:**

Hook: Any nymph hook will do – I use TMC 200 or equivalent – Size 16-22

Weight: Bead head – I prefer gold – can be tungsten or regular brass

Tail: Cock ringneck center tail fibers – clump of 6

Ribbing : Small copper wire

Rear Body: Cock ringneck center tail fibers twisted and wound forward

Forward Body: Rust dubbing or regular peacock herl

Shellback: Butt ends of ringneck center tail fibers or flash material pulled over top of forward body

### **Tying Instructions:**

Start by debarbing the hook. I like to take my pliers and go head on at the hook point and pinch the barb flat instead of going across the hook shank.

Thread a bead onto the hook. If you have purchased the proper type of beads, you will notice there is a small hole and a large hole. Place the hook point through the small hole on the bead and work it around the bend to the eye of the hook. You may have to encourage it to get it around the bend, but it should go. Use a bead that is small enough so it will not go all the way over the eye, but large enough to get around the bend of the hook.

Attach your thread at the rear of the hook and let it hang above the pinched down barb of the hook.

Next, count out 6 fibers from the ringneck tail feathers and attach them to the top of the hook shank using the pinch method. The tips of the fibers will be your tail. The butt end of the fibers (the end closest to rachis of the tail feather) should extend toward the front of the hook. Length of tail should be about the gap of the hook (mine are usually just a hair longer). Tie the clump down using three turns of thread.



Next, tie in a length of small copper wire. Try to use the smallest diameter wire you can find for the smaller flies. The bulk of the wire should hang over the back of the hook (to your left if you are tying right handed).

Advance thread to midpoint of shank. Take the butt ends of the pheasant tail fibers and twist them together forming a rope of sorts. You can twist the wire with the fibers if you wish, it won't hurt anything. After you have twisted the clump about 8-10 turns, start wrapping the clump towards the midpoint of the hook shank. Be careful on your first wrap as the pheasant tail is somewhat fragile and may break off. Don't worry about it, take the fiber that broke away and discard it and continue wrapping the remaining fibers.

When you have reached the midpoint of the shank, tie this clump down using about 3 or 4 wraps of thread. If you did not use the wire in your clump of pheasant tail fibers previously, now you can reverse wrap the wire to make your body less destructible. By reverse wrapping, I mean to wrap the wire in the opposite direction in relation to the hook shank that you wound the pheasant tail clump. Clear as mud, huh? Anyway, wrap the wire to the tie down point and tie it off with about 2-3 wraps of thread. Trim away the tag end of the wire. We have not trimmed away the butt ends yet because we will use these for the shellback.

Next, if you want to tie a Flashback nymph, tie in a piece of pearl Flashabou with the long side toward the rear of the hook. If you are making a Flashback, you can trim the pheasant tail clump at the midpoint of the shank.

For the front portion of the body, use 5-6 strands of peacock herl. Tie them in by their tips at the midpoint of the hook (same tie in point as the Flashabou) and advance thread to just behind the bead. Now wrap the peacock herl forward to the rear of the bead and tie it down. Trim the peacock herl butts away and set aside. You probably have enough to make another fly or two. Next, pull the shellback (either the Flashabou or the pheasant tail clump) forward over the top of the peacock herl and tie it down just behind the bead. Trim away the shellback material in front of the tie down point.

Wrap a few extra wraps to ensure everything is secure just behind the bead, whip finish the thread and clip it off. Head cement the thread wraps and get ready to go fishing.

Helpful tip: I use electrical pinchers as hackle pliers when I am twisting my pheasant tail clump. They are small and inexpensive. Not to name names, but most fly shops have these in their tool assortments as well as electrical stores. They will come packaged with a number of different names so look around. Basically, you push the top of plier down and a brass hook comes out the point of the hackle plier. Put this brass hook around your PT clump and start winding in a clockwise direction.



## Put on your Hat and Support TWFF!

Time to order your new fishing hats for the season, Ladies!  
We are sold out of hats from last year and will be placing one order this year.

The photos below illustrate the hats we have available this season.

The two hats on the left (khaki and stone) have dark green underbills.  
They are \$20.00 each. (A)

The two hats in the middle have long brims with retainer clips for your collar.  
They are \$22.00 each. (B)

The cap on the right has two LED lights in the brim. It is \$28.00. (C)



The Breast Cancer Awareness hat is a ladies fit.  
It comes in pink or white with a rhinestone ribbon design.  
This hat is \$22.00 with the TWFF logo and  
your name on the back. (D)



**All hats will have the TWFF logo in the front and your name on the back.**





We also have caps cut in a ladies fit that come in various colors: fuchsia, sky blue, medium blue, aqua, lavender, lime, pink and white. These are \$20.00 each and include TWFF logo and your name on the back.

We will be getting 6 additional hats of assorted colors that we will have available for sale for the remainder of the year. *(These will not be personalized)*.

**Orders will be taken for hats until March 27th  
and we'll have them at the Glen Rose outing, April 24, 2009.**

Order now and take advantage of having a personalized TWFF hat!  
Contact Rozlynn Orr at [fundraising@twff.net](mailto:fundraising@twff.net). Hats will need to be paid for upon delivery.

For more information about these hats, you can visit [www.outdoorcap.com](http://www.outdoorcap.com) and click the OC caps (or hats). There is a link to ladies styles. The two hats that are recommended are styles LPC600 and SLV220.

To order your hat(s), contact Rozlynn Orr at [fundraising@twff.net](mailto:fundraising@twff.net).

"Look at me!  
Look at me!  
Look at me NOW!  
It is fun to HAVE fun  
BUT you HAVE to KNOW HOW."  
~THE cat in the Hat



## Your "Mug" on a Mug

Submitted by Rozlynn Orr

Hey Anglers! Here's a chance to get that favorite picture of yourself with a big fish on a coffee mug or your 'Mug' on a mug.

These are large, white ceramic mugs and we can have your favorite picture and your name applied to the mug. All you need to do is furnish a copy of the picture you want to use in jpeg format.

This is a way to mark that memorable day or spectacular fish and enjoy it until infinity (or until you break your mug). Subject possibilities are unlimited, maybe your favorite fish specie, your biggest fish, your beloved fishing hole or your best fishin' buddy or even that gorgeous sunset over the water. These also make great gifts for angling friends and family!



These ceramic mugs hold 15 oz. or a cup and a half, have large handles, are micro waveable, and are only \$15.00.

*Your name may be added for an additional \$3.00*

We are also offering:

- 15 oz. white, metal water bottle with the TWFF logo for \$16.00.
- 11 oz. white, ceramic mug with the TWFF logo for \$13.
- 14 oz. stainless travel cups with the TWFF logo for \$20.00.

*Your name may be added to any of these for an additional \$3.00*



\*\*\*

**Orders for mug(s)  
will be taken  
until March 27th  
and we'll have them at  
the Glen Rose outing  
on April 24, 2009.**

**There will be an  
additional shipping fee  
where applicable.**

**To place an order,  
please email Rozlynn Orr at  
fundraising@twff.net**

\*\*\*

## Mark Your Calendars for These Upcoming Events

### Texoma Tie In - Eisenhower State Park - 1/24/09

When:	January 24, 2009
Where:	Eisenhower State Park Lake Texoma, TX

When: Jan 24

Where: Eisenhower State Park, Lake Texoma

Contact: Jeff Tomlinson - jltomlinson@cableone.net

Website: <http://rfff.org/9.html>

“Texoma Tie In” will bring together professional and expert fly tyers to demonstrate and teach their fly tying methods and secrets. Enjoy a day of watching and learning from the masters.

Red River has 20 some tyers coming to the event, including Kyle Hand, Al Crise, Bill Sargent, Marc Romero and Misa (from Arkansas), Ken Bohanan and many more great tyers. Weather permitting there will be casting on the lawn. We will have a beginner tying table with instruction by Annie White. It will be a fun day as well as being educational.

Just come and watch or bring your vise and tie with us. Beginners can learn fly tying basics with equipment and materials provided. All skill levels are welcome.

### Winter Clinic

The Next Fly Casting Clinic at Hawk Ridge Flycasting School

#### Al Crise

When:	Feb 28, Mar 1, 2009
Where:	Near Glen Rose, TX

February 28, 2009 Saturday General Clinic from just starting to advanced casting. 20 student limit.

March 1, 2009 Sunday Special for CCI Candidates Work Shop, NOT CCI Testing.

The Clinics are held at ‘Hawk Ridge Flycasting School’ near Glen Rose, TX. 50 miles southwest of Ft. Worth TX (Ol Al’s place). The Casting Classes are taught by Hawk Ridge Flycasting School’s FFF CCIs and Master Casting Instructor, Allen Crise. This time I hope to have some special casting with the Spey Rods.



When:	Saturday, March 7, 2009
Where:	Athens Freshwater Fishery Athens, TX

### Fly Fish Texas Volunteers Needed

CALLING ALL TWFFers

What: We need volunteers to work the TWFF table and sell flies, Chums, cookbooks and sign up new TWFF members. We also need some volunteers to help with fly casting.

Where: Fly Fish Texas by TPWD at the Texas Freshwater Fisheries Center, Athens, TX

When: March 7, 2009 - 9 a.m. to 4 p.m.

Contact: Glenna Noret at [info@twff.net](mailto:info@twff.net)



### Sowbug Roundup - Mountain Home, AR - March 19-21, 2009

Information courtesy of North Arkansas Fly Fishers,

<http://www.northarkansasflyfishers.org> or

North Arkansas Fly Fishers

P.O. Box 1213

Mtn. Home, AR 72654

(870) 491-5520

sowbug@northarkansasflyfisher.org

When: Mar 19-21, 2009

Where: Mountain Home, AR

The Sowbug Roundup is a fly tying show. It is the foremost gathering of fly tyers in the USA. Every year more than 100 fly tyers from all over North America and Europe meet and tie at the Sowbug Roundup.

- Redeemer Lutheran Church Family Life Center  
307 W. North St. Mtn. Home, Arkansas
- Hours 9 to 4 pm Thursday, Friday, & Saturday
- Demonstration by 100+ Expert Tyers
- Seminars, Tying, and Casting Instruction  
Drawings and Auctions

Admission: Adults \$5.00 for All 3 days

Under 12 Free with Parent

### FLYWATER ANGLING ADVENTURES

#### Steve Hollensed

Orvis Endorsed Fly Fishing Guide

FFF Master Certified Casting Instructor

[flywaterangling.com](http://flywaterangling.com)

903.546.6237

When: Feb 21-22, May 16-17,  
Nov 14-15, 2009

Where: Mountain Fork River, OK

For 2009, the fly angler will have many opportunities to improve his or her fly fishing skills. I will be conducting casting classes and species specific fly fishing classes. Orvis Endorsed Fly Fishing Guide Rob Woodruff continues to offer his very popular and informative entomology class. Rob and Orvis Endorsed Fly Fishing Guide Doc Thompson team up together this year for a new Trout Lab. This class will focus on various natural science disciplines as they relate to fly fishing. Listed below is the current schedule:

Entomology for Fly Fishers with Rob Woodruff:  
February 21st & 22nd, May 16th & 17th, November 14th & 15th,  
Mountain Fork River, OK

When: April 3-4, 2009

Where: Near Sherman, TX

Warmwater Fly Casting School with Steve Hollensed:  
April 3rd & 4th, near Sherman TX (see story)

When: April 25, 2009

Where: Near Sherman, TX

Learning to Fly Cast with Steve Hollensed:  
April 25th, near Sherman TX (see story)



When:	May 30, 2009
Where:	Mountain Fork River, OK
When:	June 7-8, 2009
Where:	Cimarron River, NM

### **FLYWATER ANGLING ADVENTURES continued**

Dry Fly School with Orvis Dallas:  
May 30th, Mountain Fork River, OK

Trout Lab with Rob Woodruff and Doc Thompson:  
June 6th & 7th, Cimarron River, NM

Gift certificates are available for these schools.  
*Feel free to contact me for more information.*

### **12th Annual Women's Wine and Waders Retreat**

June 14 - 20, 2009  
4UR Ranch, Creede, Colorado

Attention Women Anglers!

Have I discovered the place for you! I recently returned from a week at the Wine and Waders Retreat at Colorado's beautiful 4UR Ranch. Here is just the answer for women who love the sport----and also women who would love to learn the sport. The location is a guest ranch located on Goose Creek at the point of confluence with the Rio Grande River in Southern Colorado. The ranch has seven miles of private fishing waters on both sides of Goose Creek and also Rio Grande access. The scenery is striking with snow capped mountains and high meadows covered with wildflowers. 4UR Ranch features luxury accommodations: your own private room with bath, hot springs spa, horse back riding and the best fine dining in this part of Colorado. The ranch is surrounded by the Rio Grande National Forest and is only seven miles from the fun old mining town of Creede.

When:	June 14-20, 2009
Where:	Creede, CO

The Wine and Waders Retreat is a program which includes three levels of instructional support for women. You can choose the amount of instruction and guidance that fits your own abilities and interests. Are you looking for a challenging fishing get-away, or a place to learn better casting, fly selection and knot tying? This program offers it all. And at the same time, meet others with your interests with whom to share the fun. Instruction is given by Karen Denison and Jan Crawford, both well known, longtime fly fishing guides with certification as casting instructors by Federation of Fly Fishers.

I have invited Karen to our meeting on November 10th to share in presentation of a program on the Wine and Waders Retreat at the 4UR Ranch. Please join us for an evening of beautiful photos and fun adventures.

Helen Zagona

[ Instructors Karen Denison and Jan Crawford have been inviting more women to enjoy the fly fishing "world" for over twenty years. See more about this program at <http://www.WesternWomenInWaders.com> ]






## Calling all writers, photographers, and artists!

We are looking for stories, articles, photographs, and illustrations. If you'd like to submit something for the newsletter, please send it at least three (3) weeks prior to the upcoming publishing date.

E-mail:  
newsletter@twff.net



**We're on the Web!**  
See us at:  
[www.twff.net](http://www.twff.net)

## Contact Your TWFF Officers

<b>President:</b>	Glenna Noret	info@twff.net
<b>First Vice President:</b>	Rozlynn Orr	fundraising@twff.net
<b>Second Vice President of Membership:</b>	Susan Dymond	membership@twff.net
<b>Secretary:</b>	Mary K Janco	secretary@twff.net
<b>Treasurer:</b>	Gretchen Neubauer	treasurer@twff.net
<b>Trustees:</b>	Kelly Kazura Mary Kain Jan Bates	trustees@twff.net
<b>Past President:</b>	Mary Rohrer	
<b>Historian:</b>	Cindy Bentfield	historian@twff.net
<b>Newsletter :</b>	Leslie Davis	newsletter@twff.net
<b>If your personal email address changes, please contact:</b>		webmaster@twff.net

## TWFF Publishing Dates

### 2009 TWFF Newsletter publication dates: TBD

Submissions guidelines: Please send text for newsletter articles in Word or the body of an email. Attach photos independently of the text documents rather than embedding them in your Word docs. Please also include photo captions or name the photos to indicate captions. Any items received less than a week before the publication date will not appear in that issue of the newsletter. Thank you!!!

## TWFF Advertising Rates

	<b>One Issue</b>	<b>Annual (6 issues)</b>	All ads must be pre-paid. Ads with graphics should be submitted electronically as high-resolution JPG files. Please send your ad requests to Leslie Davis at newsletter@twff.net
Swap/sell items--(members):	Free		
Text Ads (nonmembers):	\$5/inch		
Business Cards (members):	\$5.00	\$25	
Business Cards (others):	\$7.50	\$40	
1/4 Page Display:	\$20	\$100	
1/3 Page Display:	\$30	\$150	
1/2 Page Display:	\$35	\$200	
Full Page Display:	\$50		

Thank-you!

